

Exercise 47

For the following exercises, use the graphs of f , shown in Figure 4, and g , shown in Figure 5, to evaluate the expressions.

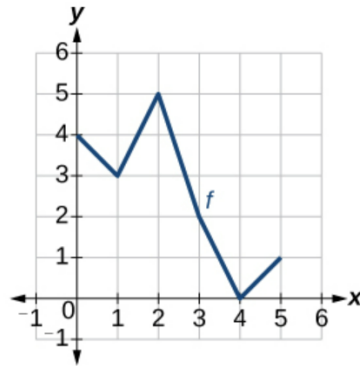


Figure 4

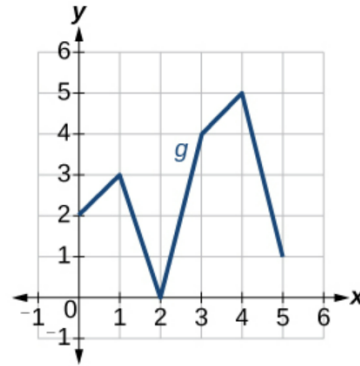
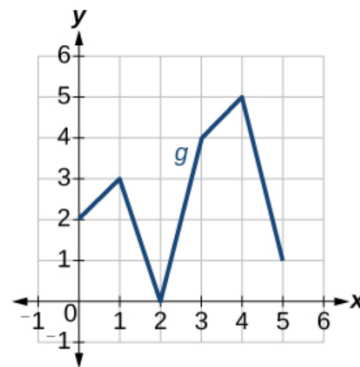
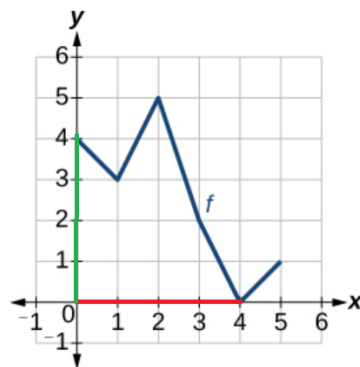


Figure 5

$$f(f(4))$$

Solution

Notice from the graphs that $f(4) = 0$ and $f(0) = 4$.



Therefore,

$$f(f(4)) = f(0) = 4.$$